

《 Introduction of Sakae Ward, City of Yokohama 》

1. Overview of the City of Yokohama and Sakae Ward

The City of Yokohama is located 30 kilometers west of Tokyo, and with a population of 3.67 million, is the second largest city in Japan after Tokyo. Yokohama developed as a port city after the end of the seclusion policy of the Edo period, and last year marked the 150th anniversary of the opening of its port.



Sakae Ward is located in the southernmost part of Yokohama. The population is 125,000, and is the second smallest ward among the 18 wards in Yokohama.



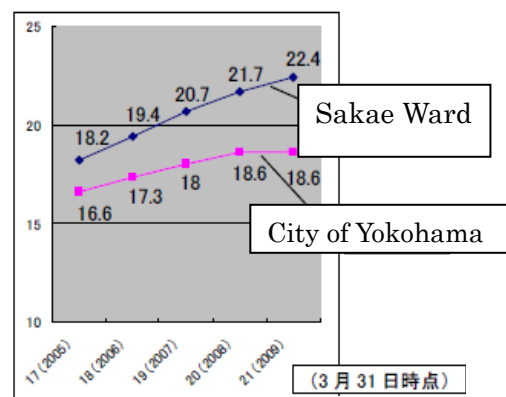
As for the environment, Sakae Ward is covered with trees and fields, and the ratio of forests is twice that of the average of Yokohama. From Sakae Ward's experience with river flooding, local community cooperation against natural disasters, including flooding, is very active. Recently, this cooperation has extended into the field of crime prevention and plays an important role there.

Sakae Ward is becoming an aging society relatively rapidly among the wards of Yokohama.

The figure on the right shows the trend of the aging rate. (percentage of citizens 65 years and older)

In a survey of the citizens' image of the ward, a positive point was 'helping each other in the neighborhood', and a negative one was 'inconvenience of the traffic network'

The number of medical facilities is the fewest in Yokohama, and there is only one general hospital.



2. History of safety promotion based on the concept of SC

- 2005 April** — Established a project based on a local officer's proposal: "Let's make Yokohama a Safe Community City"
- October** — Attended the 14th international Safe Community Congress with the announcement of a poster session in Bergen, Norway..
- December**—Held a 'Safety Promotion' seminar for local officers (General Remarks by Dr. Sorimachi, Traffic Safety by Mr. Ishizuki. Child Safety by Mr. Ohtsubo, Suicide Prevention by Dr. Kawanishi)
- 2007 September**—Held a seminar by Prof. Leif Svanstrom for local officers in Yokohama
- 2008 March** —Attended the international Conference on Safe Communities with a presentation in Kameoka City, Kyoto.
- 2009 April** —Sakae Ward's General Affairs Division established a new position in charge of Safe Community.
- June** —Made an announcement to start a Safe Community project in Sakae Ward Administration Management Policy.
- September**—Did a feature on Safe Community in Sakae's version of the City of Yokohama official bulletin.
- October** —Attended the 3rd Japan Safe Community Congress with a presentation and an international symposium (the designation ceremony of Towada City, Aomori Prefecture)
- 2010 February**— Establish the Safe Community project in Sakae Ward's 'Communitiy Planning Action Plan' (2010~2015) and the goal of designation in 2012
- Held a seminar by Dr. Sorimachi 'Child rights from the perspective of Safety Promotion' for the citizens of Sakae Ward.
- March** —Attended the 19th International Safe Community Congress with a presentation.

3. Population of Sakae Ward (2008)

Age	Total	(Male)	(Female)	Age	Total	(Male)	(Female)
0～4	5,468	2,806	2,662	60～64	10,111	4,605	5,506
5～9	5,709	2,931	2,778	65～69	10,116	4,897	5,219
10～14	5,314	2,728	2,586	70～74	7,524	3,941	3,583
15～19	5,266	2,731	2,535	75～79	4,801	2,359	2,442
20～24	6,217	3,119	3,098	80～84	2,964	1,263	1,701
25～29	6,862	3,377	3,485	85～89	1,494	537	957
30～34	8,749	4,347	4,402	90～94	648	172	476
35～39	10,718	5,402	5,316	95～99	200	30	170
40～44	8,831	4,620	4,211	100～	40	7	33
45～49	6,939	3,451	3,488	unknown	1537	903	634
50～54	6,500	3,149	3,351				
55～59	8,882	4,073	4,809	Total	124,890	61,448	63,442

Average age in Sakae (Yokohama)			Age Distribution in Sakae (Yokohama)			
Total	Male	Female	Age group	Total	Male	Female
44.38	43.50	45.24	～14	13.2 %	13.8 %	12.7 %
(42.83)	(41.79)	(43.87)	15～64	(13.4%)	(13.6%)	(13.2%)
				63.3 %	63.3 %	63.4 %
				(66.6%)	(68.1)	(65.1%)
			65～	22.2 %	21.5 %	23.0 %
				(19.1%)	(17.1%)	(21.1%)

4. Sakae Ward (Yokohama) Chart of Causes of Death (2008)

The total number of deaths in Sakae Ward in 2008 was 856. For causes of death, accidents rank 5th and suicides 6th. This order has not changed since 1999, and is the same in Yokohama and Japan as well.

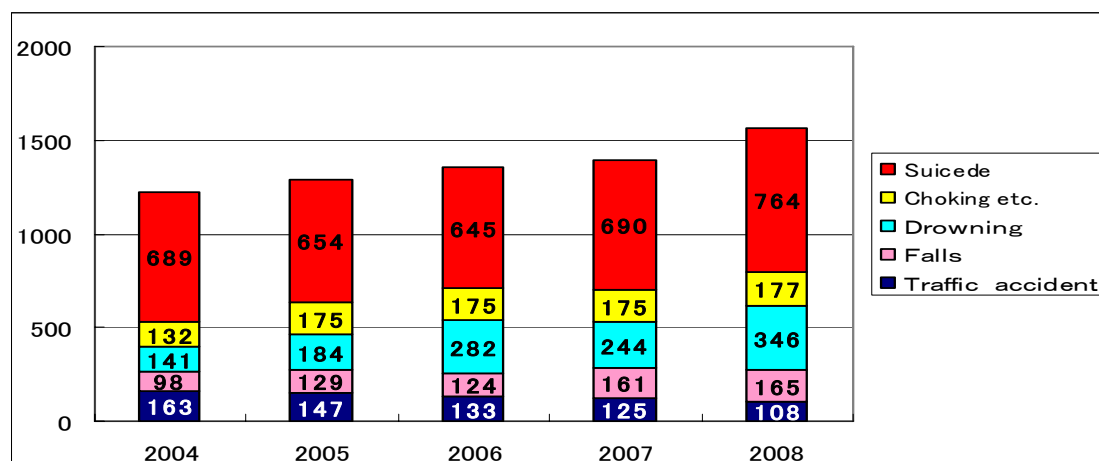
	Sakae Ward	(persons)	Yokohama
1 st	Malignant Neoplasm (M.N.)	(293)	8,337
2 nd	Heart Disease (H.D.)	(119)	3,777
3 rd	Cerebrovascular Disease (C.V.D.)	(83)	2,688
4 th	Pneumonia	(79)	2,462
5 th	Accident	(32)	917
6 th	Suicide	(31)	764

(Reference: Leading Causes of Death by Age Group, 2008 in the City of Yokohama)

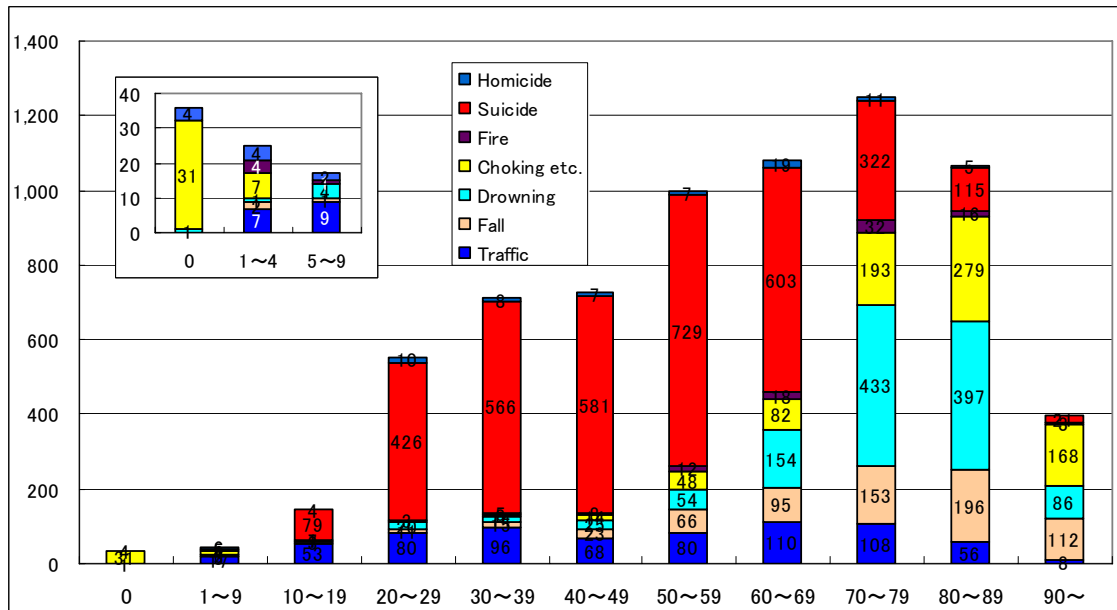
	1 st	2 nd	3 rd	4 th	5 th
(Japan)	(M.N.)	(H.D.)	(C.V.D.)	(Pneumonia)	(Accident)
Yokohama	M.N.	H.D.	C.V.D.	Pneumonia	Accident
0~4	C.M. etc	Perinatal Pathology	Accident(11)	SIDS	H.D.
10~14	M.N.	Accident (2),H.D. (2),Pneumonia(2),			
15~19	Suicide(20)	Accident(11)	M.N.	.Benign N.	H.D
20~24	Suicide(48)	Accident(9)	M.N.	H.D.	C.V.D.
25~29	Suicide(44)	Accident(12)		M.N.	C.V.D.
30~34	Suicide(59)	M.N.	Accident(13)	H.D.	Benign Neoplasm
35~39	Suicide(67)	M.N.	H.D.	Accident(16)	C.V.D.
40~44	M.N.	Suicide(83)	H.D.	C.V.D.	Liver Disease
45~49	M.N.	Suicide(64)	C.V.D.	H.D.	Liver Disease
50~54	M.N.	Suicide(71)	H.D.	C.V.D.	Liver Disease
55~59	M.N.	H.D.	C.V.D.	Suicide(75)	Liver Disease
60~64	M.N.	H.D.	C.V.D.	Liver Disease	Suicide(64)
65~69	M.N.	H.D.	C.V.D.	Liver Disease	Pneumonia
70~74	M.N.	H.D.	C.V.D.	Pneumonia	Accident(102)
75~79	M.N.	H.D.	C.V.D.	Pneumonia	Accident(154)
80~84	M.N.	H.D.	Pneumonia	C.V.D.	Accident(164)
85~89	M.N.	H.D.	Pneumonia	C.V.D.	Natural Causes
90~	H.D.	Pneumonia	C.V.D.	M.N.	Natural Causes

5. Trends of death by external causes in Yokohama and Sakae Ward

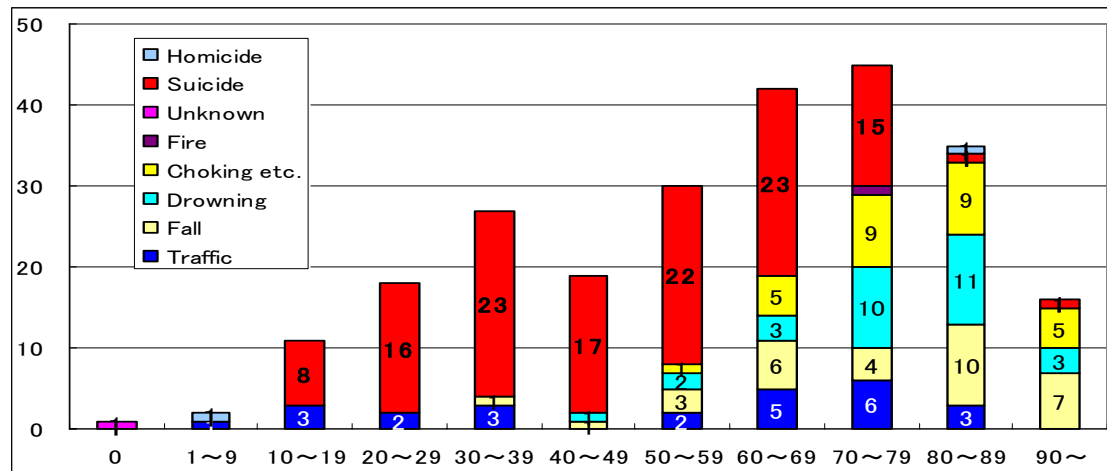
(1) Total number of deaths by age group in the last five years in the City of Yokohama



(2) Total number of deaths by age group in the last five years in the City of Yokohama

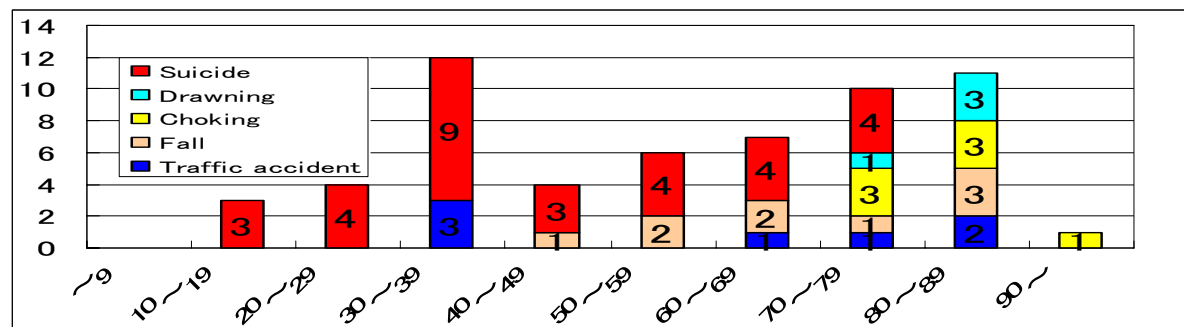


(3) Total number of deaths by age group in the last five years in Sakae Ward



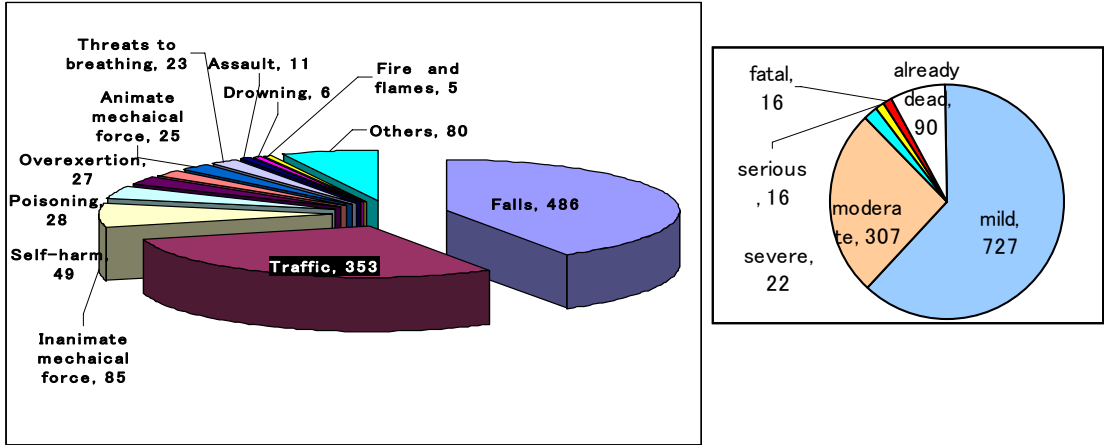
6. Injuries in Sakae Ward in 2008

(1) Causes of death by age group in Sakae Ward

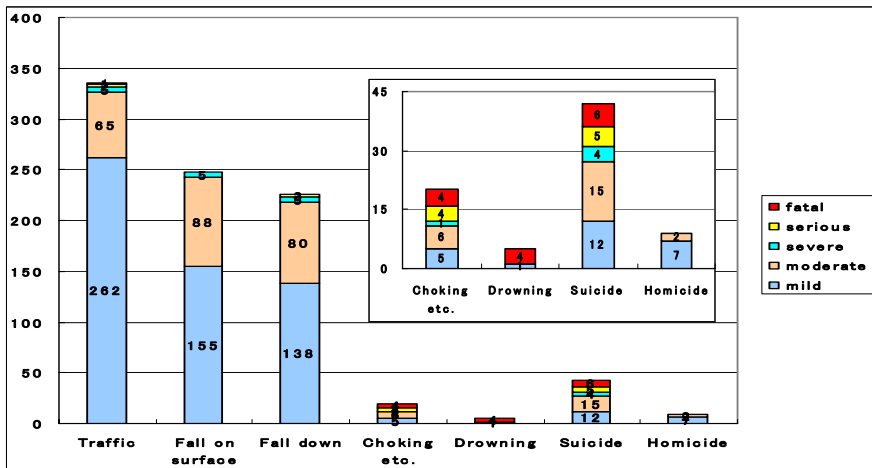


(2) Injuries related to ambulances in Sakae, 2008

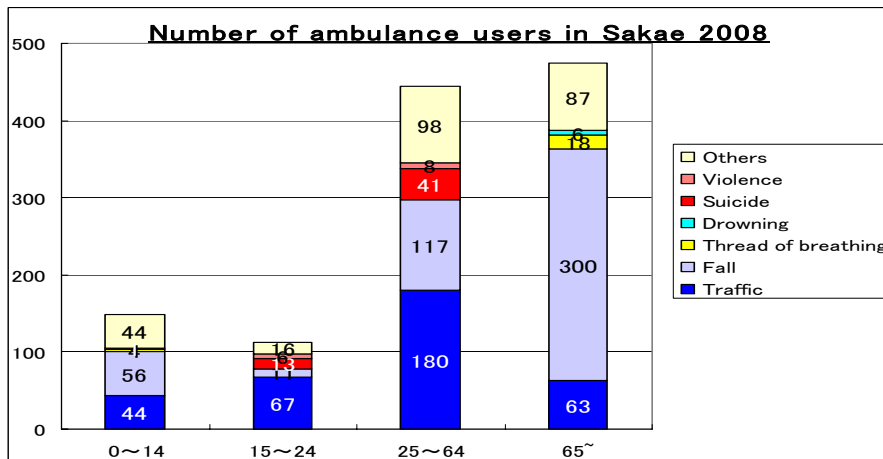
① Frequency and Severity (total number : 1178 persons)



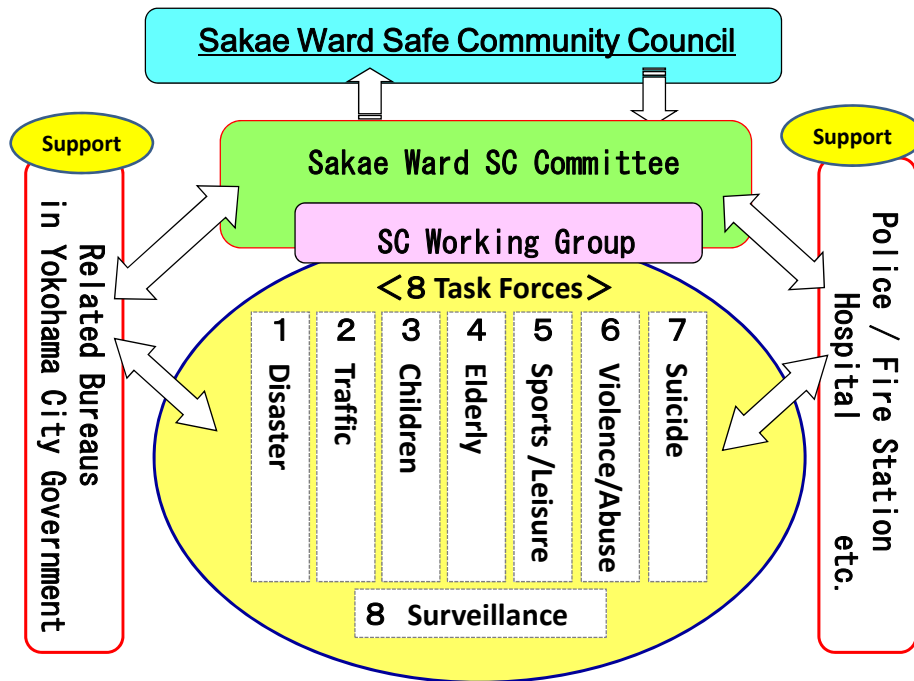
② Severity by Case of injuries



③ Causes of Injury by age group



7. Promoting Structure



< Organizations related to safety promotion in Sakae Ward (Tentative) >

1 **DISASTER PREVENTION**

- Neighborhood Self-Governing Council
- Community Disaster Prevention Base Management Council
- Voluntary Disaster Prevention Organization
- Fire Prevention Council
- Local Fire Prevention Group Network
- Flood Prevention Council etc.

2 **TRAFFIC SAFETY**

- Neighborhood Self-Governing Council
- Traffic Safety Association
- Mothers' Group on Traffic Safety
- School Zone Council
- Traffic Safety Promotion Council
- Hama Road Supporters etc.

3 **CHILD SAFETY**

Neighborhood Self-Governing Council

Children Welfare Commissioner

Child Care Supporting Group Network

Parent-Teacher Association

Network of Welfare Commissioner and Child Committee etc.

4 **ELDERLY SAFETY**

Neighborhood Self-Governing Council

Association of Senior Citizens Club

Senior Leader Network Council etc.

5 **SPORTS / LEISURE**

Neighborhood Self-Governing Council

Physical Training Association

Physical Training Instructor Network

Sports Promotion Committee etc.

6 **VIOLENCE / ABUSE PREVENTION**

Neighborhood Self-Governing Council

Elderly Abuse Prevention Group Network

Child Abuse Prevention Group Network

Foster Parents Mental Health Consultation

Juvenile Instruction Committee Council

Women's Group of Rehabilitation and Protection etc.

7 **SUICIDE PREVENTION**

Neighborhood Self-Governing Council

Self-Support Group

Comprehensive Community Network

Exchange Coordinator Network

Network Coordinator Committee

Healthcare Activities Promotion Council etc.