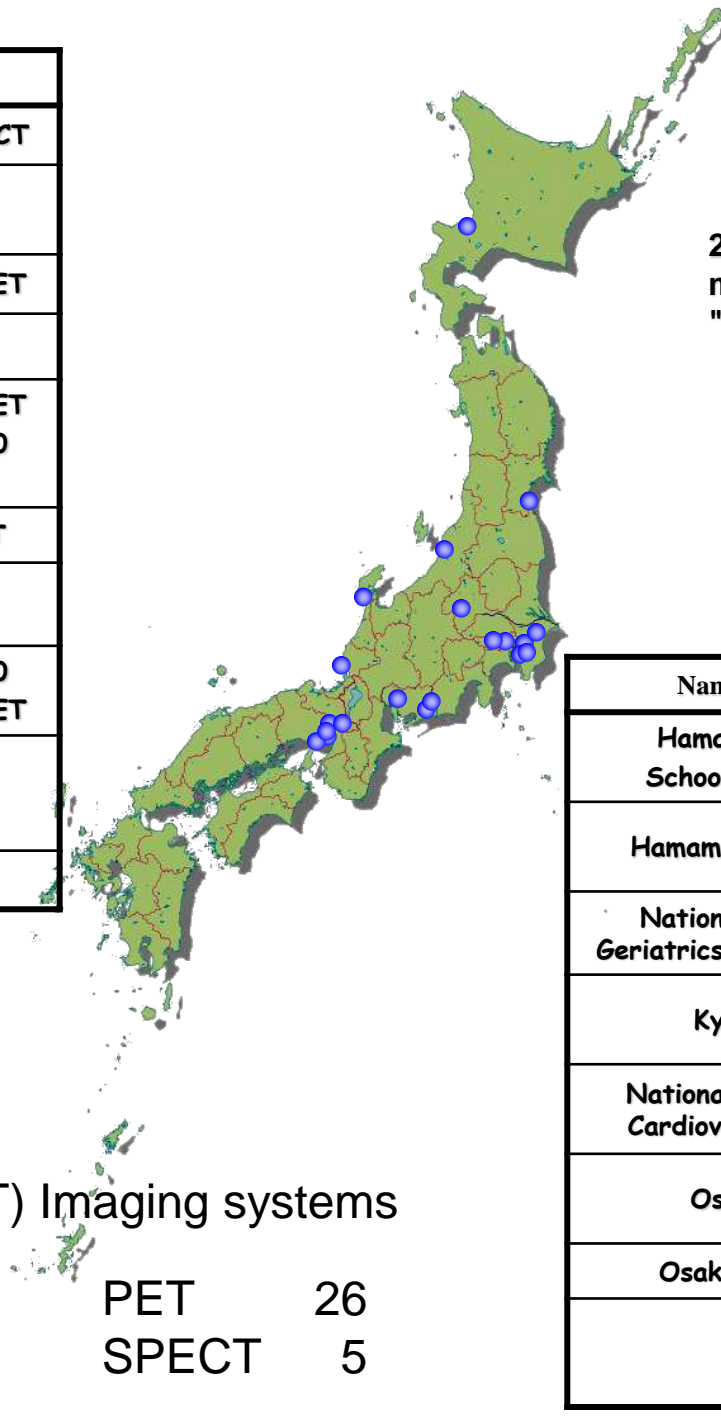


Name of facility	Scanner
Hokkaido Univ.	Inveon PET/SPECT/CT
Tohoku Univ.	MIP-100 PPIS
Gunma Univ.	Inveon Dedicated PET
Niigata Univ.	eXplore Vista
National Institute of Radiological Science	Inveon Dedicated PET microPET Focus220 SHR-7700
Chiba Univ.	FX3000 SPECT/CT
National Cancer Center Hospital East	NanoSPECT/CT
The Univ. of Tokyo	microPET Focus120 Inveon Dedicated PET
Frontier Medical and Pharmaceutical Research Center	PPIS SHR-7700
Univ. of Fukui	SHR-41000



2008 JSNM symposium II  
modified slide from Dr. Wada's talk on  
"Small Animal Imaging Research"

18 sites, 29 RI(PET or SPECT) Imaging systems

PET 26  
SPECT 5

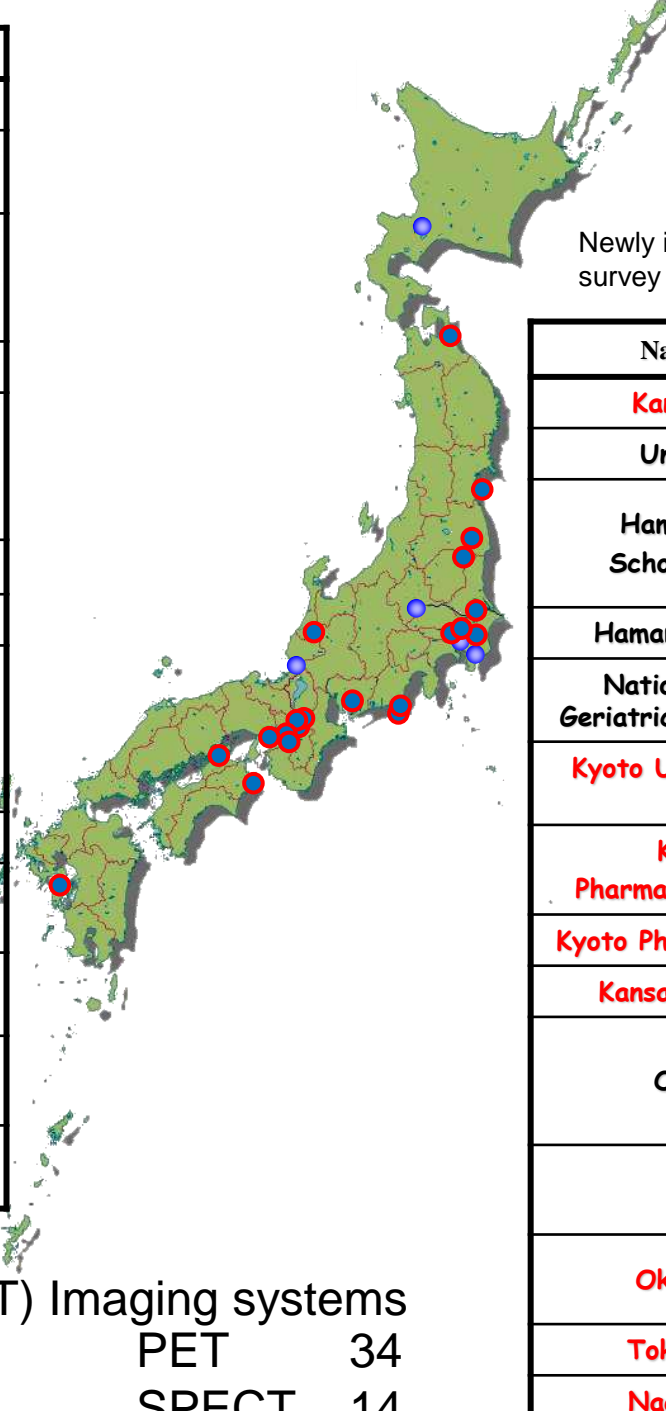
Name of facility	Scanner
Hamamatsu Univ. School of Medicine	FX PET/SPECT/CT
Hamamatsu Photonics	Clairvivo-PET SHR-7700
National Center for Geriatrics and Gerontology	SHR-2000
Kyoto Univ.	eXplore Vista SHR-7700L
National Cerebral and Cardiovascular Center	microPET Focus120 Hand-made SPECT
Osaka Univ.	MIP-100 PPIS
Osaka City Univ.	microPET P4
RIKEN	microPET Focus220 x2 PPIS

# Small Animal In Vivo Imaging Research Group

The aim of this group is to share information and know-how on in vivo imaging with small animal imaging systems such as PET and SPECT, and to form a human network among facilities.

2009/01	Hamamatsu	2009/07	RIKEN
2010/01	Fujita	2010/07	NCGG
2011/07	Tokyo	2012/01	Osaka
2012/07	Hokkaido	2013/02	NCC East
2013/08	Fukui	2014/08	Tohoku
2015/07	Okayama	2016/07	Fukushima
2017/07	Osaka	2018/07	Nagasaki
2019/07	Kanazawa	2021/09	TMIG(online)

Name of facility	Scanner
Hokkaido Univ.	Inveon PET/SPECT/CT
Aomori prefecture Quantum Science Center	MRS*PET/MR
Tohoku Univ.	ClairvivoPET Eminence PPIS
Fukushima Medical Univ.	Inveon PET/SPECT/CT
South Tohoku Incorporated Foundation South Tohoku Drug Discovery and Cyclotron Research Center	MRS*PET/MR
Gunma Univ.	Inveon Dedicated PET
Univ. of Tsukuba	G4
QST Quantum Life and Medical Science Directorate	Inveon Dedicated PET microPET Focus220 SHR-7700 VECTor/CT
Chiba Univ.	FX3200 SPECT/CT
National Cancer Center Hospital East	NanoSPECT/CT Invion PET/CT
Tokyo Metropolitan Institute of Gerontology	MIP-100
The Univ. of Tokyo	microPET Focus120 Inveon Dedicated PET
Tokyo Medical and Dental Univ.	NanoSPECT/CT



**2021**  
**Prepared from Small Animal In Vivo Imaging Research Group survey and JRIA report**

Newly installed facilities and systems after 2008 survey are shown in **red**.



Name of facility	Scanner
Kanazawa Univ.	VECTor/CT
Univ. of Fukui	SHR-41000
Hamamatsu Univ. School of Medicine	FX PET/SPECT/CT G4 HITS655K
Hamamatsu Photonics	SHR-38000 x2
National Center for Geriatrics and Gerontology	FX-3200
Kyoto Univ. Radioisotope Center	FX-3300
Kyoto Univ. Pharmaceutical Sciences	U-SPECT-II/CT G8
Kyoto Pharmaceutical Univ.	γ-CUBE
Kansai Medical Univ.	Inveon SPECT/CT
Osaka Univ.	Inveon PET/CT Eminence E-CAM
RIKEN	microPET Focus220 x2 LFR 150 PET/CT x2
Okayama Univ.	Clairvivo PET FX3200
Tokushima Univ.	InveonPET/CT
Nagasaki Univ.	FX3300

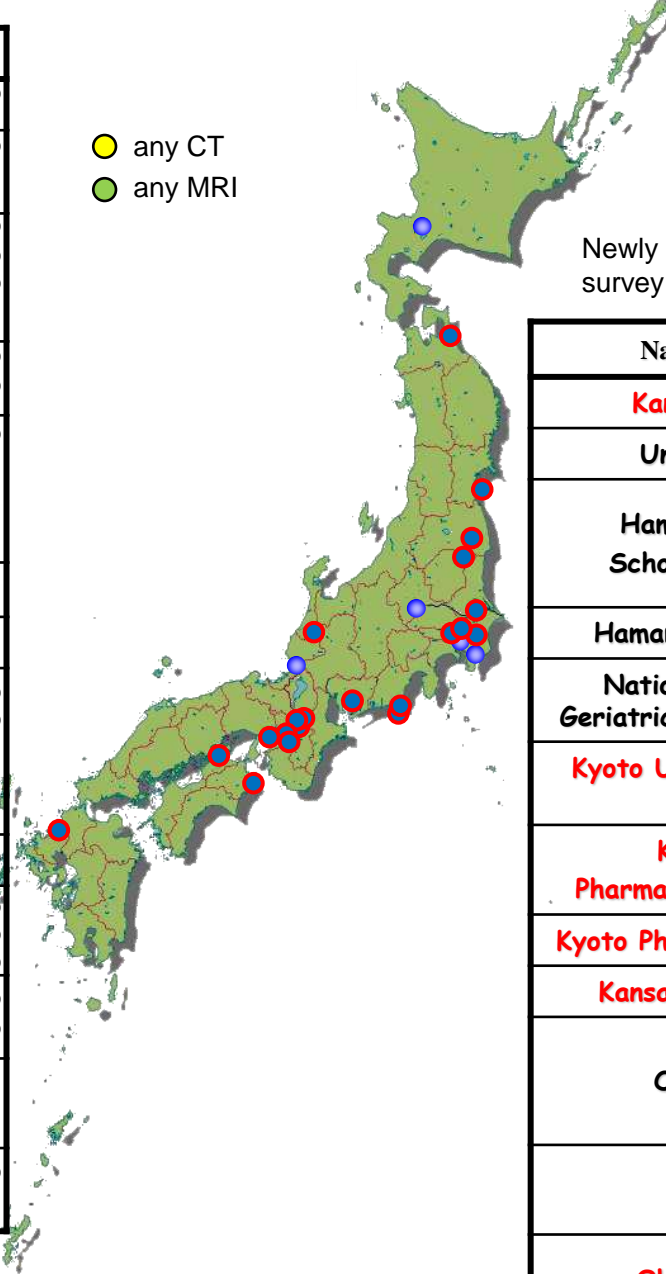
27 sites, 43 RI(PET or SPECT) Imaging systems

PET 34

SPECT 14

Name of facility	Scanner
Hokkaido Univ.	Inveon PET/SPECT/CT
Aomori prefecture Quantum Science Center	MRS*PET/MR
Tohoku Univ.	ClairvivoPET Eminence PPIS
Fukushima Medical Univ.	Inveon PET/SPECT/CT
South Tohoku Incorporated Foundation South Tohoku Drug Discovery and Cyclotron Research Center	MRS*PET/MR
Gunma Univ.	Inveon Dedicated PET
Univ. of Tsukuba	G4
QST Quantum Life and Medical Science Directorate	Inveon Dedicated PET microPET Focus220 SHR-7700 VECTor/CT
Chiba Univ.	FX3200 SPECT/CT
National Cancer Center Hospital East	NanoSPECT/CT Invion PET/CT
Tokyo Metropolitan Institute of Gerontology	MIP-100
The Univ. of Tokyo	microPET Focus120 Inveon Dedicated PET
Tokyo Medical and Dental Univ.	NanoSPECT/CT

 any CT  
 any MRI



## 2021 Prepared from Small Animal In Vivo Imaging Research Group survey and JRIA report

Newly installed facilities and systems after 2008 survey are shown in **red**.

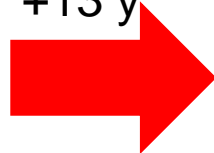
Name of facility	Scanner
Kanazawa Univ.	VECTor/CT
Univ. of Fukui	SHR-41000
Hamamatsu Univ. School of Medicine	FX PET/SPECT/CT G4 HITS655K
Hamamatsu Photonics	SHR-38000 x2
National Center for Geriatrics and Gerontology	FX-3200
Kyoto Univ. Radioisotope Center	FX-3300
Kyoto Univ. Pharmaceutical Sciences	U-SPECT-II/CT G8
Kyoto Pharmaceutical Univ.	γ-CUBE
Kansai Medical Univ.	Inveon SPECT/CT
Osaka Univ.	Inveon PET/CT Eminence E-CAM
RIKEN	microPET Focus220 x2 LFR 150 PET/CT x2
Okayama Univ.	Clairvivo PET FX3200
Tokushima Univ.	InveonPET/CT
Nagasaki Univ.	FX3300

27 sites, 43 RI(PET or SPECT) Imaging systems

PET 34  
 SPECT 14

**2008**

+13 y



**2021**

18 sites, 29 RI-Imaging systems

PET 26  
SPECT 5

27 sites, 43 RI-Imaging systems

PET 34  
SPECT 14

PET System	No.
microPET & deriv.	11
Triumph	4
Sofie	3
HPK	6
Shimadzu	4
SHI	1
others	5