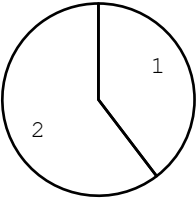
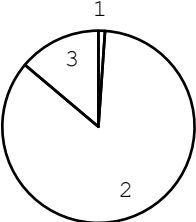
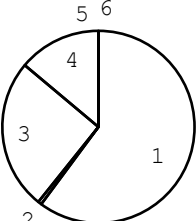
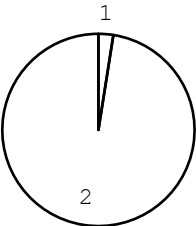
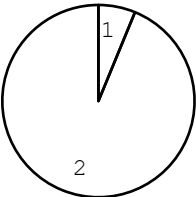
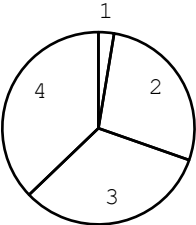
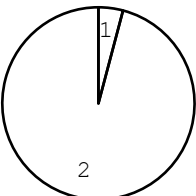
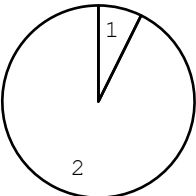
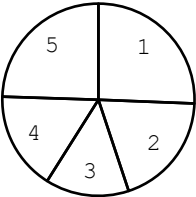
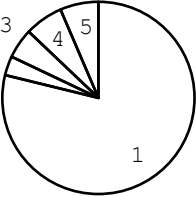
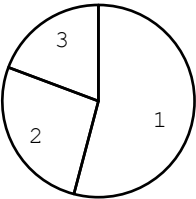
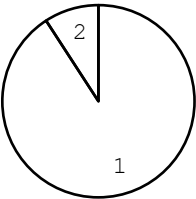
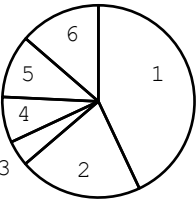
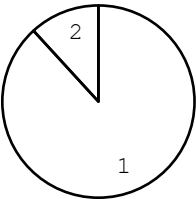


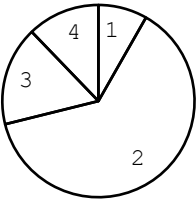
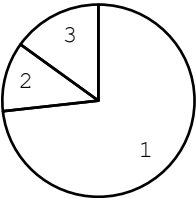
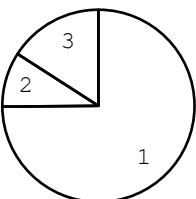
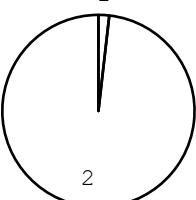
No.	Resources of participating hospitals	All hospitals	n
<b>Q</b>			
2210	Followup at 3 years of age (among infants with alive at discharge)	 <p>1:Yes 40% 2:No 60%</p>	76619
2212	Dead after discharge (among infants with alive at discharge)	 <p>1:Yes 1% 2:No 85% 3:not available 14%</p>	19270
2216	Reason for dropout (among infants with alive at discharge)	 <p>1:Followed at different hospital 60% 2:Admitted in rehabilitation center 1% 3:No contact 25% 4:Others 14% 5:Admitted in other rehabilitation center 0% 6:Hospitalization 0%</p>	7730
2220	Age at followup ( mean ) (among infants with followup at 3 years of age)	3.1	29887
	SD	0.2	
	95% confidence interval	3.1-3.1	
2222	Age corrected at followup ( mean ) (among infants with followup at 3 years of age)	2.4	13937
	SD	0.5	
	95% confidence interval	2.4-2.4	
2230	Body weight ( mean ) (among infants with followup at 3 years of age)	12.2	29484
	SD	1.8	
	95% confidence interval	12.2-12.2	

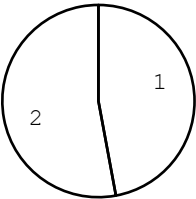
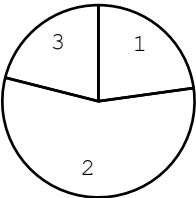
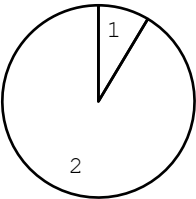
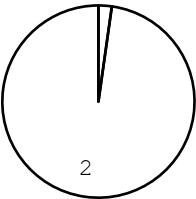
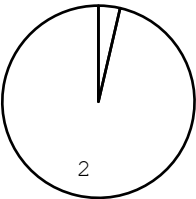
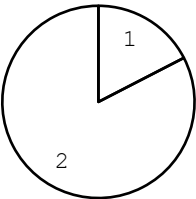
No.	Resources of participating hospitals	All hospitals	n
2240	Height ( mean ) (among infants with followup at 3 years of age)	89.4	29092
	SD	4.3	
	95% confidence interval	89.3-89.4	
2250	Head circumference ( mean ) (among infants with followup at 3 years of age)	48.3	26218
	SD	2.0	
	95% confidence interval	48.3-48.3	
2252	Chest circumference ( mean ) (among infants with followup at 3 years of age)	48.7	15308
	SD	2.7	
	95% confidence interval	48.7-48.8	
2254	Abdominal circumference ( mean ) (among infants with followup at 3 years of age)	46.3	7287
	SD	3.4	
	95% confidence interval	46.2-46.4	
2260	Oxygen (among infants with followup at 3 years of age)	 <p>1: Yes 2% 2: No 98%</p>	25487
2261	Duration of home oxygen ( mean ) (among infants with oxygen)	17.1	572
	SD	9.2	
	95% confidence interval	16.4-17.9	

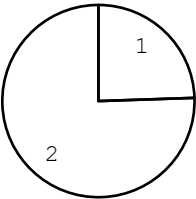
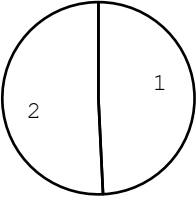
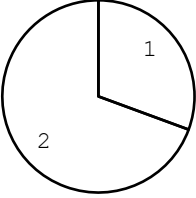
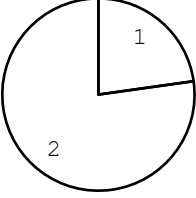
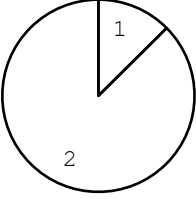
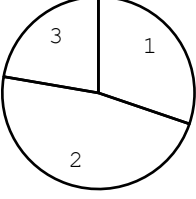
No.	Resources of participating hospitals	All hospitals	n
2270	Visual impairment (among infants with followup at 3 years of age)	 <p>1:Yes 6% 2:No 94%</p>	28286
2271	Severety of visual impairment (among infants with visual impairment)	 <p>1:Less than light perception 3% 2:Amblyopia or ny stragmus 28% 3:strabismus 32% 4:Others 37%</p>	764
2272	Eye glasses (among infants with visual impairment)	 <p>1:Yes 4% 2:No 96%</p>	13198
2280	Cerebral palsy (among infants with followup at 3 years of age)	 <p>1:Yes 7% 2:No 93%</p>	29289
2281	GMFCS grade (among infants with cerebral palsy)	 <p>1:I 26% 2:II 19% 3:III 14% 4:IV 17% 5:V 24%</p>	441
2282	Type of cerebral palsy (among infants with cerebral palsy)	 <p>1:Spastic 79% 2:Athetoid 3% 3:Mixed 5% 4:Flaccid 6% 5:others 6%</p>	713

No.	Resources of participating hospitals	All hospitals	n
2283	Cause of cerebral palsy (among infants with cerebral palsy)	 <p>1:PVL 54% 2:IVH 27% 3:Others 19%</p>	658
2285	DQ measurement (among infants with followup at 3 years of age)	 <p>1:Yes 91% 2:No 9%</p>	29326
2288	Reason not to measure DQ (among infants with DQ measurement)	 <p>1:Normal development by physician diagnosis 43% 2:Severely damaged by physician diagnosis 21% 3:Refusal from patents 4% 4:Impossible to perform due to severely damaged 8% 5:Failed to perform 11% 6:others 14%</p>	2482
2300	Method for DQ measurement (among infants with followup at 1.5 years of age)	 <p>1:Kyoto scale 88% 2:Others 12%</p>	27168
2301	DQ (K scale) ( mean ) (among infants with DQ measured by K scale)	83.7	23418
	SD	16.1	
	95% confidence interval	83.4-83.9	
2302	DQ corrected age (K scale) ( mean ) (among infants with DQ measured by K scale)	88.7	14164
	SD	17.6	
	95% confidence interval	88.4-89.0	

No.	Resources of participating hospitals	All hospitals	n
2303	DQ postural-motor (K scale) ( mean ) (among infants with DQ measured by K scale)	86.3	18756
	SD	21.1	
	95% confidence interval	86.0-86.6	
2304	DQ postural-motor corrected age (K scale) ( mean ) (among infants with DQ measured by K scale)	91.5	14065
	SD	22.7	
	95% confidence interval	91.1-91.8	
2305	DQ cognitive-adaptive (K scale) ( mean ) (among infants with DQ measured by K scale)	84.5	18905
	SD	16.6	
	95% confidence interval	84.3-84.7	
2306	DQ cognitive-adaptive corrected age (K scale) ( mean ) (among infants with DQ measured by K scale)	89.9	14156
	SD	18.1	
	95% confidence interval	89.6-90.2	
2307	DQ language-social (K scale) ( mean ) (among infants with DQ measured by K scale)	82.6	18882
	SD	18.6	
	95% confidence interval	82.3-82.8	
2308	DQ language-social corrected age (K scale) ( mean ) (among infants with DQ measured by K scale)	87.8	14111
	SD	20.0	
	95% confidence interval	87.5-88.2	

No.	Resources of participating hospitals	All hospitals	n
2311	Method for DQ other than K scale (among infants with DQ measured by other than K scale)	 <p>1: Bayley 8% 2: Enjogi 63% 3: Tsumori-Image 17% 4: Others 12%</p>	2549
2312	DQ (other than K scale) ( mean ) (among infants with DQ measured by other than K scale)	89.2	2479
	SD	22.2	
	95% confidence interval	88.3-90.1	
2313	DQ corrected age (other than K scale) ( mean ) (among infants with DQ measured by other than K scale)	97.8	1001
	SD	22.7	
	95% confidence interval	96.4-99.2	
2314	Evaluation (other than K scale) (among infants with DQ measured by other than K scale)	 <p>1: Normal 73% 2: Bordeline 12% 3: Delayed 15%</p>	983
2315	Evaluation by physician (among infants with DQ measured by other than K scale)	 <p>1: Normal 75% 2: Bordeline 9% 3: Delayed 16%</p>	553
2320	Hearing impairment (among infants with followup at 3 years of age)	 <p>1: Yes 2% 2: No 98%</p>	13415

No.	Resources of participating hospitals	All hospitals	n
2322	Hearing aid (among infants with hearing impairment)	 <p>1: Yes 47% 2: No 53%</p>	223
2323	Audiometry (among infants with hearing impairment)	 <p>1: Normal 23% 2: Moderate 56% 3: Severe 21%</p>	171
2330	Asthme (among infants with followup at 3 years of age)	 <p>1: Yes 9% 2: No 91%</p>	13408
2340	Epilepsy (among infants with followup at 3 years of age)	 <p>1: Yes 2% 2: No 98%</p>	13709
2350	Home medical care (among infants with followup at 3 years of age)	 <p>1: Yes 4% 2: No 96%</p>	12082
2351	Mechanical ventilation (among infants with home medical care)	 <p>1: Yes 17% 2: No 83%</p>	373

No.	Resources of participating hospitals	All hospitals	n
2352	Tracheostomy (among infants with home medical care)	 <p>1:Yes 24% 2:No 76%</p>	376
2353	Tube feeding (among infants with home medical care)	 <p>1:Yes 49% 2:No 51%</p>	392
2354	VP shunt (among infants with home medical care)	 <p>1:Yes 31% 2:No 69%</p>	379
2360	Rehabilitation (among infants with followup at 3 years of age)	 <p>1:Yes 23% 2:No 77%</p>	12122
2370	Behavioral disorder (among infants with followup at 3 years of age)	 <p>1:Yes 13% 2:No 87%</p>	11999
2372	Type of behavioral disorder (among infants with followup at 3 years of age)	 <p>1:ADHD or suspected ADHD 30% 2:ASD or suspected ASD 47% 3:Others 22%</p>	1489