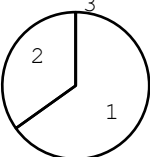
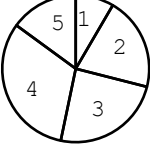
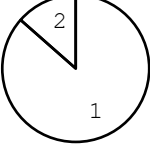
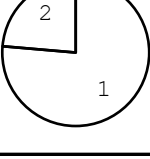
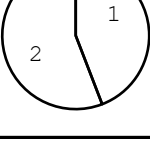
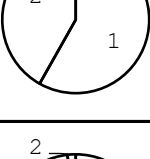
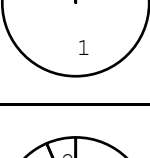
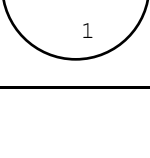


# Analysis results on infants born in 2023

No.	Resources of participating hospitals	Average of all hospitals	n
1010	Level of services	 <p>1:Level III 65% 2:Level II 35% 3:others 0%</p>	109
1011	Organizer	 <p>1:national 8% 2:independent agency 21% 3:local government 24% 4:private 32% 5:others 15%</p>	107
1012	Number of beds for neonate	29.7±13.0	112
1013	Number of NICU	13.5±7.1	112
1014	Number of MFICU	5.5±5.3	112
1015	Number of neonatologist	7.6±3.4	112
1016	Number of nurse	47.8±22.1	112
1017	Psychologist	 <p>1:Yes 86% 2:No 14%</p>	111
1101	Pediatric surgeon	 <p>1:Yes 76% 2:No 24%</p>	110
1102	Pediatric cardiac surgeon	 <p>1:Yes 44% 2:No 56%</p>	111
1103	Pediatric neurosurgeon	 <p>1:Yes 58% 2:No 42%</p>	110
1104	Ophtalmologist	 <p>1:Yes 98% 2:No 2%</p>	111
1105	Follow up system	 <p>1:Yes 94% 2:No 6%</p>	108