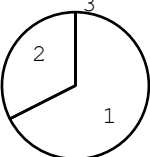
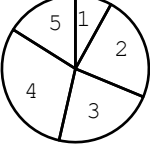
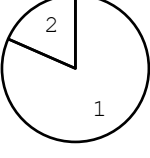
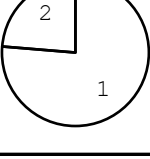
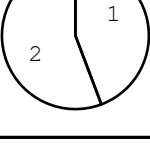
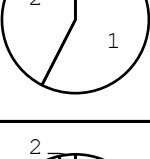
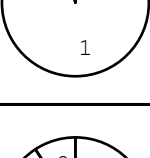
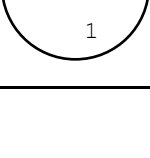


Analysis results on infants born in 2022

No.	Resources of participating hospitals	Average of all hospitals	n
1010	Level of services	 <p>1:Level III 68% 2:Level II 32% 3:others 0%</p>	114
1011	Organizer	 <p>1:national 8% 2:independent agency 23% 3:local government 22% 4:private 30% 5:others 16%</p>	112
1012	Number of beds for neonate	29.5±13.0	114
1013	Number of NICU	13.3±7.0	114
1014	Number of MFICU	4.8±4.3	114
1015	Number of neonatologist	7.5±3.5	114
1016	Number of nurse	47.8±20.9	114
1017	Psychologist	 <p>1:Yes 82% 2:No 18%</p>	114
1101	Pediatric surgeon	 <p>1:Yes 76% 2:No 24%</p>	114
1102	Pediatric cardiac surgeon	 <p>1:Yes 44% 2:No 56%</p>	113
1103	Pediatric neurosurgeon	 <p>1:Yes 58% 2:No 42%</p>	113
1104	Ophtalmologist	 <p>1:Yes 96% 2:No 4%</p>	113
1105	Follow up system	 <p>1:Yes 91% 2:No 9%</p>	109