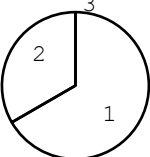
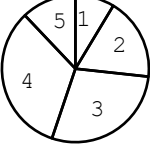
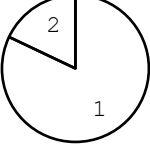
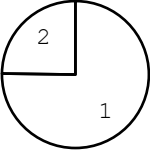
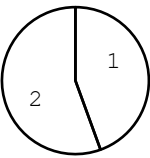
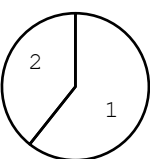
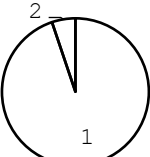
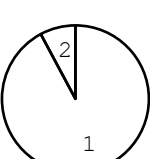


Analysis results on infants born in 2021

No.	Resources of participating hospitals	Average of all hospitals	n
1010	Level of services	 <p>1:Level III 67% 2:Level II 33% 3:others 0%</p>	117
1011	Organizer	 <p>1:national 9% 2:independent agency 18% 3:local government 28% 4:private 33% 5:others 12%</p>	116
1012	Number of beds for neonate	29.0±12.5	118
1013	Number of NICU	13.6±7.1	118
1014	Number of MFICU	5.4±5.2	118
1015	Number of neonatologist	7.5±3.4	118
1016	Number of nurse	47.6±21.3	118
1017	Psychologist	 <p>1:Yes 82% 2:No 18%</p>	117
1101	Pediatric surgeon	 <p>1:Yes 75% 2:No 25%</p>	117
1102	Pediatric cardiac surgeon	 <p>1:Yes 44% 2:No 56%</p>	117
1103	Pediatric neurosurgeon	 <p>1:Yes 61% 2:No 39%</p>	117
1104	Ophtalmologist	 <p>1:Yes 95% 2:No 5%</p>	116
1105	Follow up system	 <p>1:Yes 92% 2:No 8%</p>	115