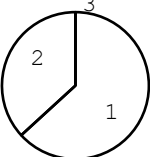
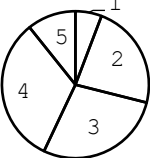
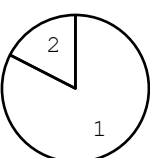
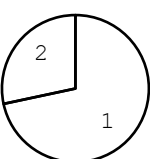
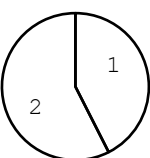
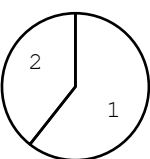
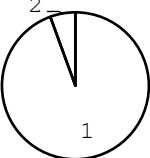
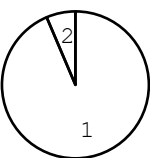


Analysis results on infants born in 2020

No.	Resources of participating hospitals	Average of all hospitals	n
1010	Level of services	 <p>1:Level III 63% 2:Level II 37% 3:others 0%</p>	125
1011	Organizer	 <p>1:national 6% 2:independent agency 23% 3:local government 28% 4:private 32% 5:others 11%</p>	121
1012	Number of beds for neonate	28.5±12.1	128
1013	Number of NICU	13.0±6.9	128
1014	Number of MFICU	5.1±4.9	128
1015	Number of neonatologist	7.0±3.3	128
1016	Number of nurse	46.3±21.1	128
1017	Psychologist	 <p>1:Yes 83% 2:No 17%</p>	126
1101	Pediatric surgeon	 <p>1:Yes 72% 2:No 28%</p>	127
1102	Pediatric cardiac surgeon	 <p>1:Yes 43% 2:No 57%</p>	127
1103	Pediatric neurosurgeon	 <p>1:Yes 61% 2:No 39%</p>	127
1104	Ophtalmologist	 <p>1:Yes 94% 2:No 6%</p>	126
1105	Follow up system	 <p>1:Yes 94% 2:No 6%</p>	125