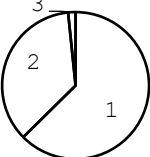
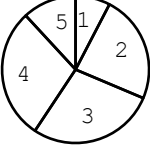
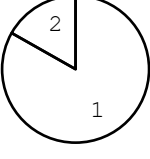
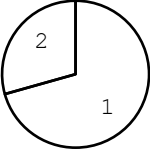
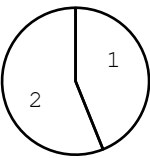
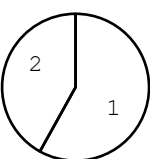
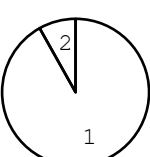
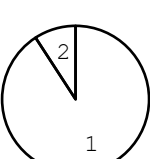


### Analysis results on infants born in 2019

No.	Resources of participating hospitals	Average of all hospitals	n
1010	Level of services	 <p>1:Level III 63% 2:Level II 36% 3:others 2%</p>	123
1011	Organizer	 <p>1:national 8% 2:independent agency 24% 3:local government 28% 4:private 29% 5:others 12%</p>	118
1012	Number of beds for neonate	28.6±13.0	127
1013	Number of NICU	12.8±6.4	127
1014	Number of MFICU	5.0±5.1	127
1015	Number of neonatologist	6.8±3.2	127
1016	Number of nurse	47.3±24.5	127
1017	Psychologist	 <p>1:Yes 83% 2:No 17%</p>	125
1101	Pediatric surgeon	 <p>1:Yes 71% 2:No 29%</p>	126
1102	Pediatric cardiac surgeon	 <p>1:Yes 44% 2:No 56%</p>	123
1103	Pediatric neurosurgeon	 <p>1:Yes 58% 2:No 42%</p>	124
1104	Ophtalmologist	 <p>1:Yes 92% 2:No 8%</p>	123
1105	Follow up system	 <p>1:Yes 91% 2:No 9%</p>	120