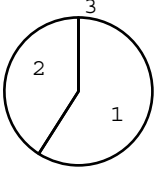
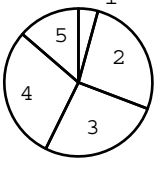
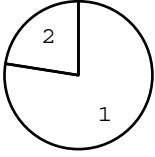
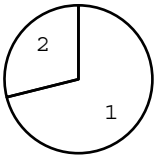
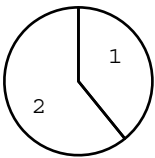
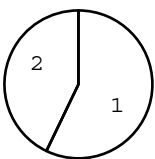
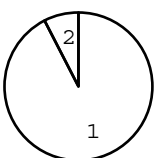
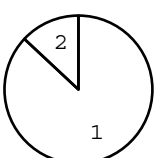


Analysis results on infants born in 2017

No.	Resources of participating hospitals	Average of all hospitals	n
1010	Level of services	 <p>1:Level III 59% 2:Level II 41% 3:others 0%</p>	122
1011	Organizer	 <p>1:national 4% 2:independent agency 26% 3:local government 26% 4:private 29% 5:others 14%</p>	117
1012	Number of beds for neonate	26.6±12.0	122
1013	Number of NICU	11.9±5.6	122
1014	Number of MFICU	4.0±3.7	122
1015	Number of neonatologist	6.4±3.0	122
1016	Number of nurse	44.8±22.6	122
1017	Psychologist	 <p>1:Yes 78% 2:No 22%</p>	120
1101	Pediatric surgeon	 <p>1:Yes 71% 2:No 29%</p>	121
1102	Pediatric cardiac surgeon	 <p>1:Yes 39% 2:No 61%</p>	120
1103	Pediatric neurosurgeon	 <p>1:Yes 57% 2:No 43%</p>	119
1104	Ophtalmologist	 <p>1:Yes 92% 2:No 8%</p>	119
1105	Follow up system	 <p>1:Yes 87% 2:No 13%</p>	115