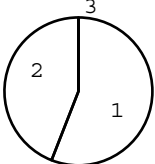
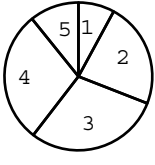
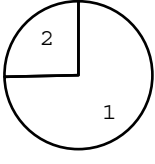
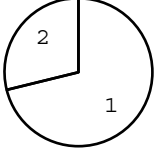
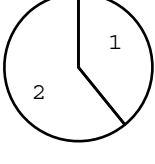
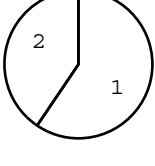
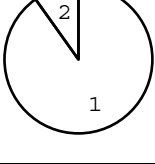
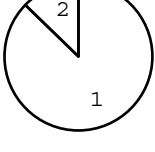


Analysis results on infants born in 2016

No.	Resources of participating hospitals	Average of all hospitals	n
1010	Level of services	 <p>1:Level III 56% 2:Level II 44% 3:others 0%</p>	143
1011	Organizer	 <p>1:national 8% 2:independent agency 23% 3:local government 29% 4:private 29% 5:others 11%</p>	139
1012	Number of beds for neonate	26.7±11.9	143
1013	Number of NICU	11.5±5.5	143
1014	Number of MFICU	4.3±4.1	143
1015	Number of neonatologist	6.2±2.9	143
1016	Number of nurse	44.0±19.9	143
1017	Psychologist	 <p>1:Yes 75% 2:No 25%</p>	142
1101	Pediatric surgeon	 <p>1:Yes 71% 2:No 29%</p>	142
1102	Pediatric cardiac surgeon	 <p>1:Yes 39% 2:No 61%</p>	143
1103	Pediatric neurosurgeon	 <p>1:Yes 59% 2:No 41%</p>	143
1104	Ophtalmologist	 <p>1:Yes 90% 2:No 10%</p>	142
1105	Follow up system	 <p>1:Yes 87% 2:No 13%</p>	133