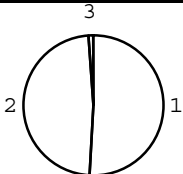
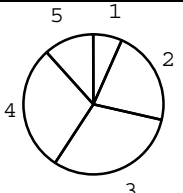
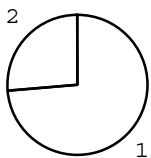
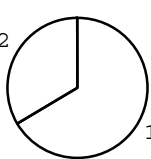
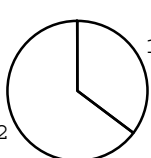
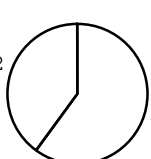
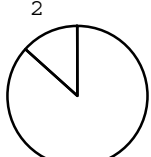
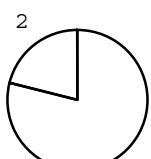


Analysis results on infants born in 2014

No.	Resources of participating hospitals	Average of all hospitals	n
1010	Level of services	 <p>1:Level III 51% 2:Level II 48% 3:others 1%</p>	165
1011	Organizer	 <p>1:national 7% 2:independent agency 22% 3:local government 30% 4:private 29% 5:others 12%</p>	164
1012	Number of beds for neonate	25.7±13.1	166
1013	Number of NICU	10.5±5.6	167
1014	Number of MFICU	4.4±5.5	166
1015	Number of neonatologist	5.9±3.1	167
1016	Number of nurse	41.8±21.3	166
1017	Psychologist	 <p>1:Yes 74% 2:No 26%</p>	167
1101	Pediatric surgeon	 <p>1:Yes 66% 2:No 34%</p>	167
1102	Pediatric cardiac surgeon	 <p>1:Yes 35% 2:No 65%</p>	167
1103	Pediatric neurosurgeon	 <p>1:Yes 60% 2:No 40%</p>	167
1104	Ophtalmologist	 <p>1:Yes 87% 2:No 13%</p>	164
1105	Follow up system	 <p>1:Yes 79% 2:No 21%</p>	166